



lumini Solucoes em Iluminacao LTDA
www.lumini.com.br
Email:laboratorio@lumini.com.br
Tel:+55 11 3437-5555 Fax:+55 11 3437-5555
Address:Rua Ferreira Viana, 716 - Socorro - São Paulo/SP

lumini

LumCAT:

Luminaire: no frame concentra flex 17 serie 3 e fc

LampCAT: modulo led 12W 30K irc 90

Ballast type: led driver 700mA

Report No:

Voltage(V): 220.0000

Test No:

Current(A): 0.0650

Number of Lamps: 1

Power (W): 14.0200

Lamp flux(lm): 1290.0

PF: 0.9700

Length(mm): 145

Width(mm): 20

Phm Type: C

Height(mm): 0

Photometric Results

Lumens(lm): 824.30, Efficiency(%): 63.90% , Luminous Efficacy(lm/W): 58.79

Central intensity(cd): 5893.452, Maximum intensity(cd): 5893.452

Angle of maximum intensity: $C=0.0$ $\gamma=0.0$

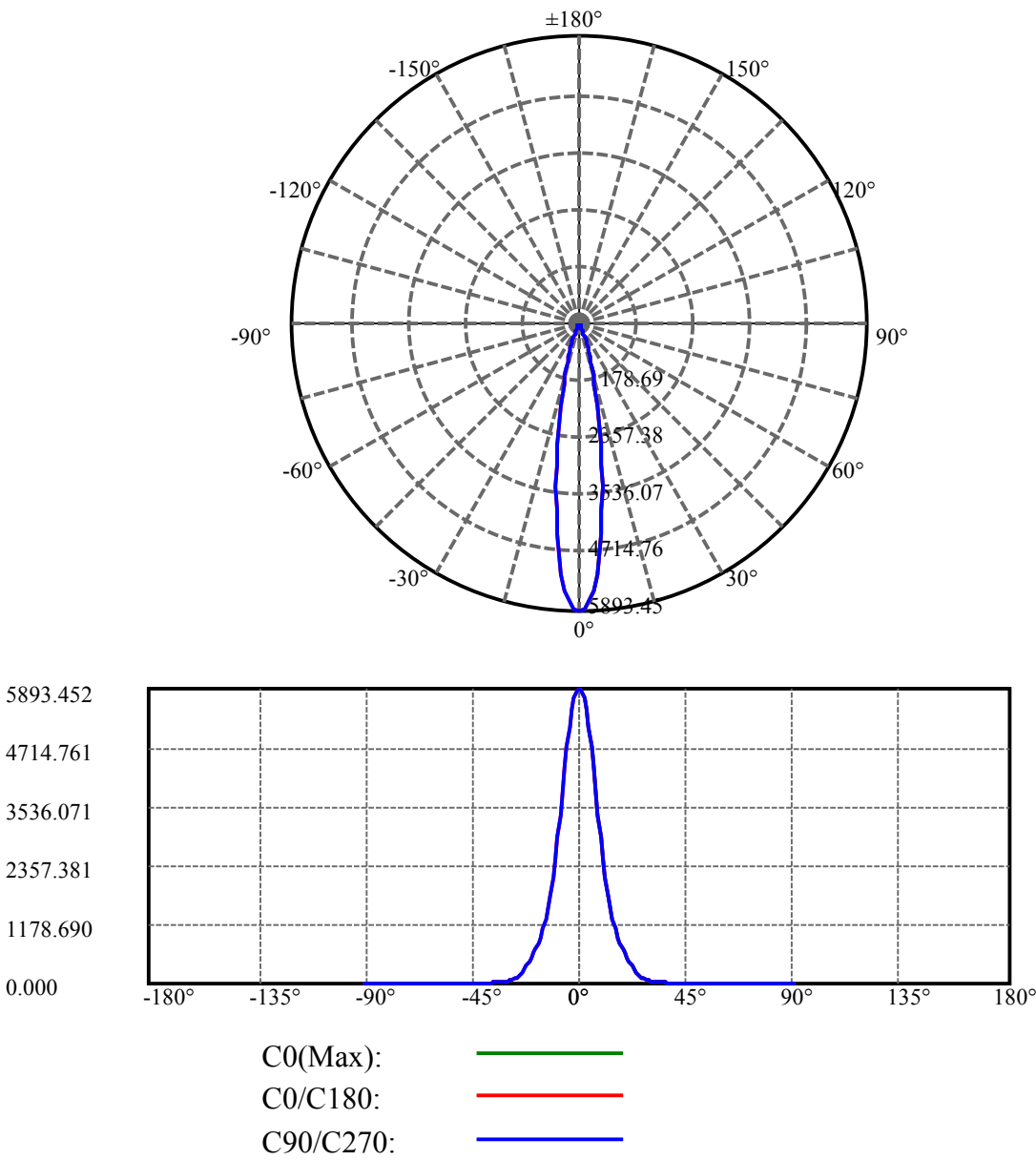
Beam angle of C0 plane : 17.88

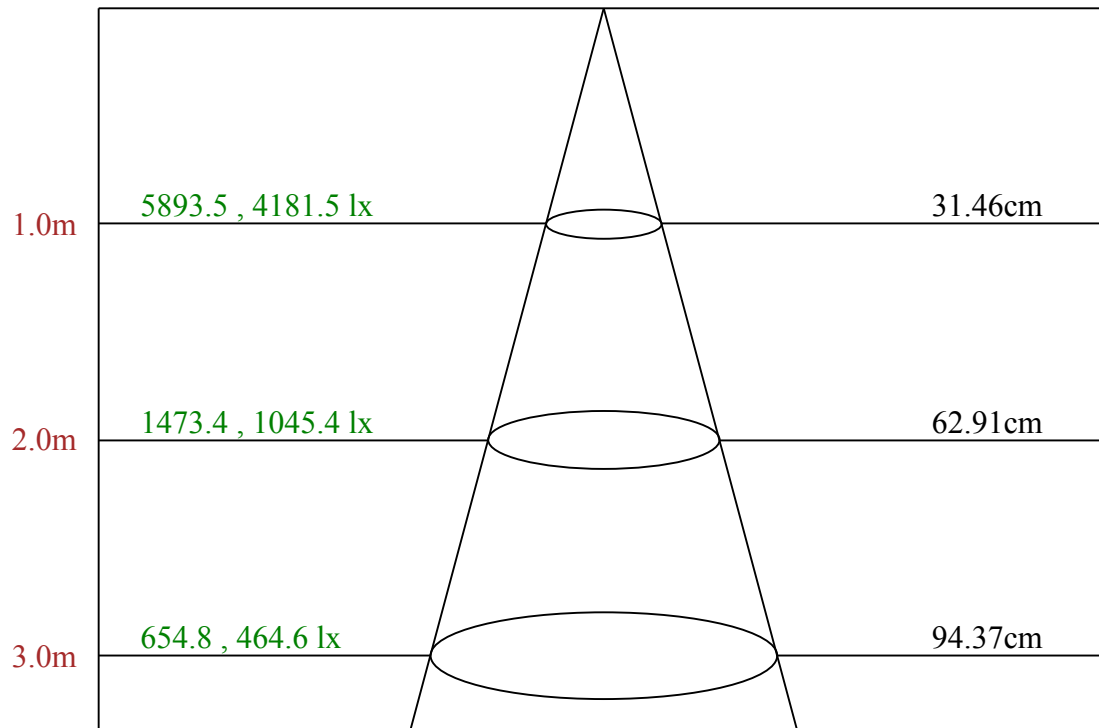
Aveage BeamAngle(IEC 61341):17.88

Equipment: equipamento lumini
Temperature(°C): 25.5

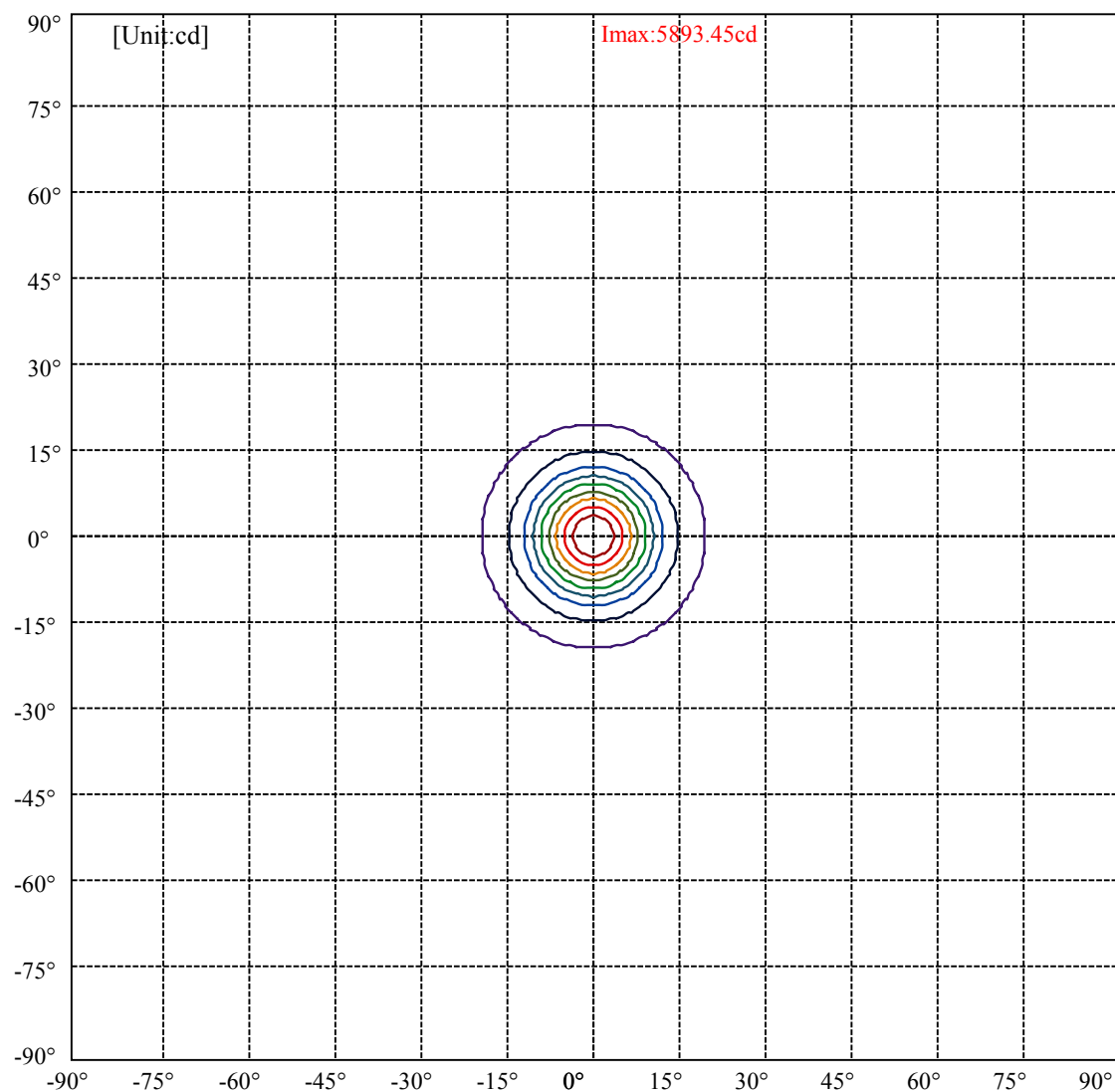
Date: 8/5/2024
Humidity(%): 55.0%

Operator: 01
Distance(m): 6.90





Max , Ave Beam angle of C0 plane 17.88



(10%Imax) 589.345	—
(20%Imax) 1178.69	—
(30%Imax) 1768.04	—
(40%Imax) 2357.38	—
(50%Imax) 2946.73	—
(60%Imax) 3536.07	—
(70%Imax) 4125.42	—
(80%Imax) 4714.76	—
(90%Imax) 5304.11	—

lumini

Luminance Limiting Curve(no luminous side)

Appendix Page: 5 Total:6

Luminance Table

γ	45	50	55	60	65	70	75	80	85
C0	4376	3435	2233	2052	2234	2568	3330	4893	9654
C45	4376	3435	2233	2052	2234	2568	3330	4893	9654
C90	4376	3435	2233	2052	2234	2568	3330	4893	9654

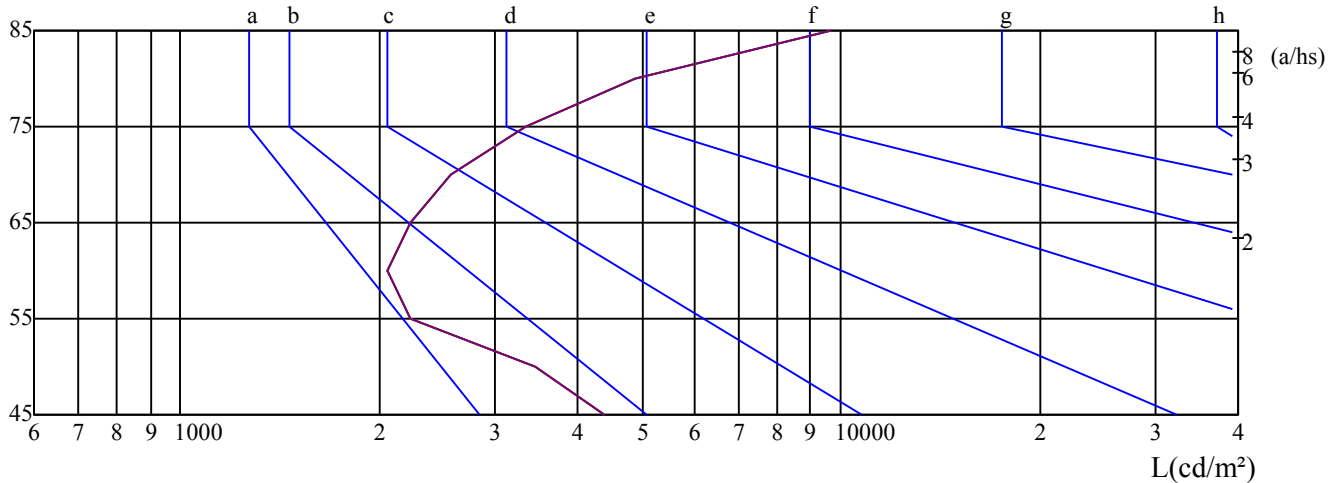
L(Hor)(65)	L(Ver)(65)	L45(65)	L(Hor)(75)	L(Ver)(75)	L45(75)	L(Hor)(85)	L(Ver)(85)	L45(85)
2234	2234	2234	3330	3330	3330	9654	9654	9654

Glare Table

Glare	Quality	Service Values Illuminance(lx)							
1.15	A	2000	1000	500	≤ 300				
1.5	B		2000	1000	500	≤ 300			
1.85	C			2000	1000	500	≤ 300		
2.2	D				2000	1000	500	≤ 300	
2.55	E					2000	1000	500	≤ 300
		a	b	c	d	e	f	g	h

Luminance Limiting Curve

$\gamma(^{\circ})$



C0 ———

C45 ———

C90 ———

Equipment: equipamento lumini
Temperature($^{\circ}$ C): 25.5

Date: 8/5/2024
Humidity(%): 55.0%

Operator: 01
Distance(m): 6.90

Illumination assessment according UGR											
Rf of Ceiling		70	70	50	50	30	70	70	50	50	30
Rf of Wall		50	30	50	30	30	50	30	50	30	30
Rf of Floor		20	20	20	20	20	20	20	20	20	20
Room dimensions		Viewed crosswise					Viewed endwise				
X	Y										
2H	2H	6.23	7.14	6.60	7.46	7.77	6.44	7.35	6.80	7.66	7.98
	3H	7.31	8.12	7.70	8.46	8.80	7.43	8.24	7.82	8.58	8.93
	4H	8.18	8.93	8.59	9.29	9.66	8.28	9.03	8.68	9.38	9.75
	6H	9.48	10.17	9.90	10.54	10.94	9.51	10.19	9.93	10.57	10.97
	8H	10.30	10.96	10.73	11.34	11.75	10.31	10.96	10.74	11.35	11.76
	12H	11.33	11.94	11.76	12.34	12.76	11.32	11.93	11.75	12.33	12.75
4H	2H	6.38	7.13	6.78	7.48	7.85	6.56	7.31	6.96	7.67	8.03
	3H	7.79	8.42	8.22	8.81	9.23	7.88	8.51	8.31	8.91	9.32
	4H	8.99	9.53	9.43	9.96	10.41	9.06	9.60	9.50	10.02	10.47
	6H	10.57	11.04	11.04	11.50	11.95	10.57	11.05	11.04	11.50	11.95
	8H	11.58	12.03	12.07	12.49	12.96	11.57	12.01	12.06	12.47	12.95
	12H	12.81	13.22	13.30	13.67	14.19	12.78	13.19	13.28	13.65	14.17
8H	4H	9.44	9.89	9.93	10.35	10.82	9.50	9.94	9.99	10.40	10.88
	6H	11.35	11.71	11.86	12.19	12.71	11.35	11.71	11.86	12.19	12.70
	8H	12.64	12.94	13.18	13.47	13.97	12.62	12.92	13.16	13.45	13.95
	12H	14.12	14.35	14.67	14.87	15.39	14.10	14.32	14.64	14.84	15.36
12H	4H	9.60	10.00	10.09	10.46	10.98	9.65	10.06	10.14	10.51	11.03
	6H	11.68	11.98	12.22	12.51	13.00	11.68	11.98	12.22	12.50	13.00
	8H	13.06	13.29	13.61	13.81	14.33	13.04	13.27	13.59	13.79	14.31
Variation with the observer position at spacings:											
S = 1.0H		1.5/-1.2					1.5/-1.2				
S = 1.5H		1.7/-1.3					1.7/-1.3				
S = 2.0H		1.9/-1.3					1.9/-1.3				
Standard tables:		BKBF					BKBF				
Uncorrected UGR		-4.3					-4.3				

依据CIE Publ. 117 计算 UGR, S/H = 0.25